Carbide flat drill

ADF

Volume 2

A-BRAND SERIES • A-BRAND SERIES • A-BRAND SERIES • A-BRAND SERIES

KEY FEATURES: ADF

1. Designed for a wide variety of applications
2. New EgiAs Coating: Exceptional wear resistance & toughness
3. Unique end cut geometry Stable cutting resistance

KEY FEATURES & BENEFITS

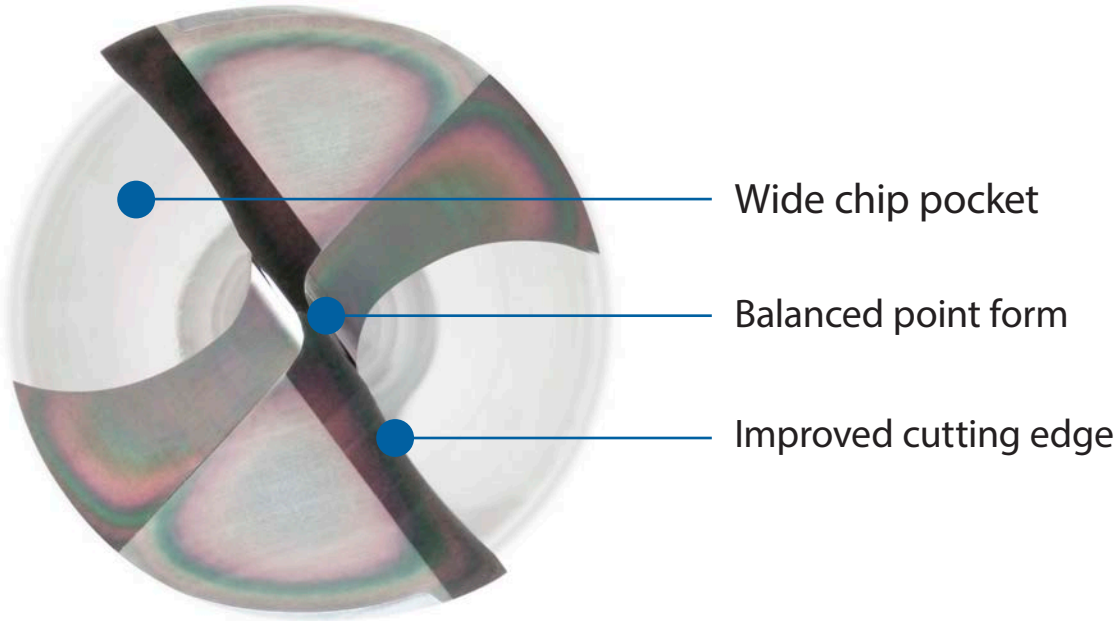

1 One Drill Does it All

Designed for a Wide Variety of Application

Applicable for a multitude of drilling applications such as inclined surface, curved surface, flat-bottom hole, eccentric hole, and more.

■ Standard lineup for thread forming of pilot holes under M6.

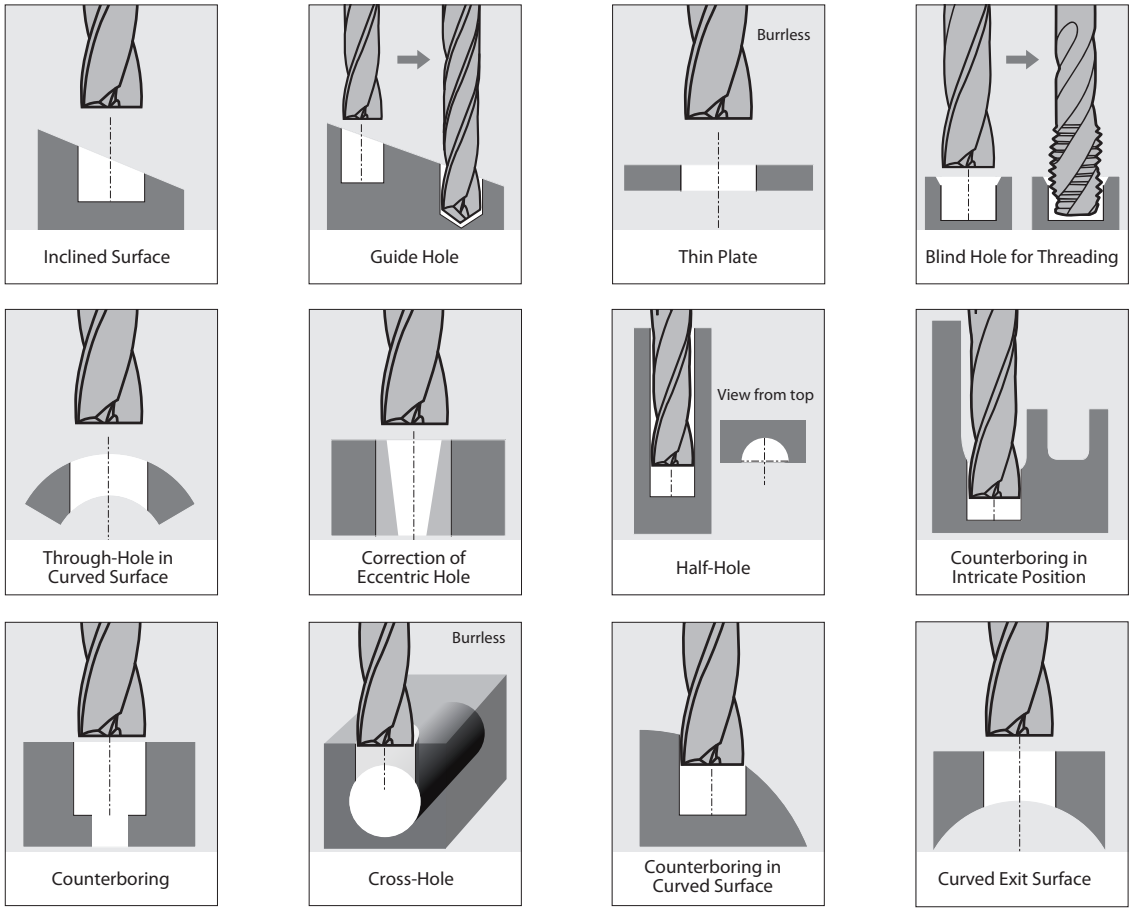

2 New Coating

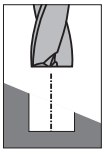

Exceptional Wear Resistance & Toughness

Suppresses friction with the wear resistance layer; prevents breakage with the nano periodical layer.

Tool	ADF-2D Ø6
Machined Surface	(30°) Angled Surface
Work Material	S50C
Cutting Speed	75m/min (3.981 min^{-1})
Feed Rate	239 mm/min (0,06 mm/rev)
Depth of Hole	12 mm (Blind)
Coolant	Water Soluble
Machine	Horizontal Machining Center

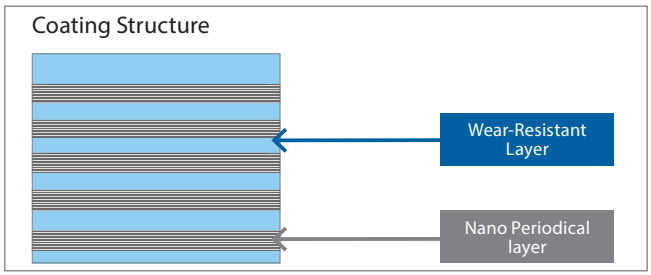



3 End Cut Geometry

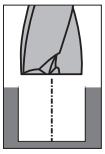

Stable Cutting Resistance

Unique end cut geometry reduces cutting force to enable stable machining

Tool	ADF-2D Ø10
Machined Surface	Flat Surface
Work Material	S50C
Cutting Speed	60m/min (1.911 min^{-1})
Feed Rate	382 mm/min (0,2 mm/rev)
Depth of Hole	20 mm (Blind)
Coolant	Water Soluble
Machine	Vertical Machining Center

Cutting Resistance Waveform

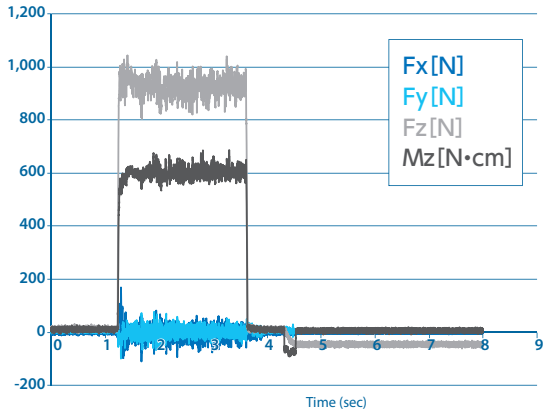

Oversize

Mouth	**0,01mm**	Depth of Hole	**0,01mm**

Counterboring

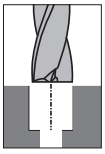

Tool	ADF-2D Ø18
Machined Surface	Flat Surface
Work Material	FC250
Cutting Speed	75m/min (1.327 min^{-1})
Feed Rate	133 mm/min (0,1 mm/rev)
Depth of Hole	34 mm (Blind)
Coolant	Water Soluble
Machine	Horizontal Machining Center

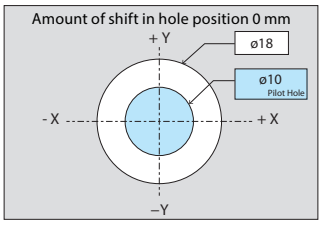

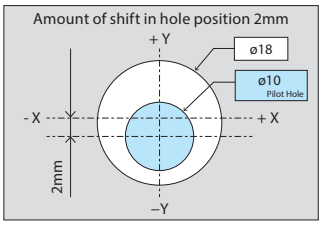

Shift length in hole position

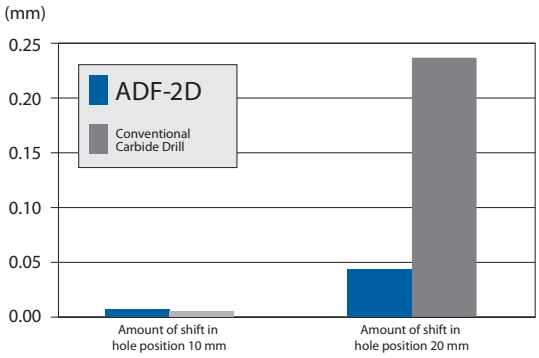

Through-hole in curved surface

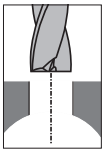

Tool	ADF-2D Ø6
Machined Surface	Flat Surface - Curved Surface
Work Material	S50C
Cutting Speed	75m/min (3.981 min^{-1})
Feed Rate	398 mm/min (0,1 mm/rev)
Depth of Hole	15 mm (Through)
Coolant	Water Soluble
Machine	Horizontal Machining Center

	ADF-2D	Conventional Carbide Drill
Front View		
Angle View		

Half-hole

Tool	ADF-2D Ø12
Machined Surface	Flat Surface
Work Material	S50C
Cutting Speed	37m/min (982 min^{-1})
Feed Rate	157 mm/min (0,16 mm/rev)
Depth of Hole	24 mm (Blind)
Coolant	Water Soluble
Machine	Horizontal Machining Center

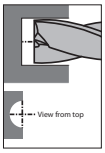



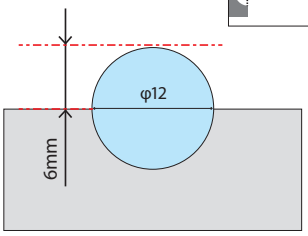

Fallen amount

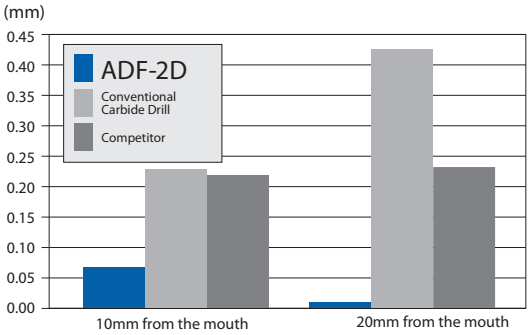

Flat surface

Tool	ADF-2D Ø10
Machined Surface	Flat Surface
Work Material	S50C
Cutting Speed	75m/min (2.387 min^{-1})
Feed Rate	430 mm/min (0,18 mm/rev)
Depth of Hole	20 mm (Through)
Coolant	Water Soluble
Machine	Horizontal Machining Center

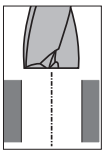

Oversize

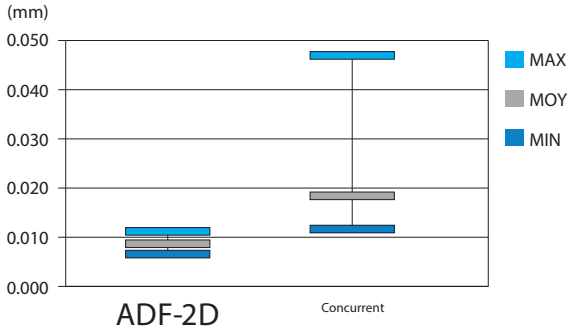



Inclined Surface

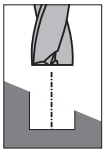

Tool	ADF-2D Ø10
Machined Surface	Angled Surface
Work Material	SCM440(30HRC)
Cutting Speed	60m/min (1.910 min^{-1})
Feed Rate	191 mm/min (0,1 mm/rev)
Depth of Hole	20 mm (Blind)
Coolant	Water Soluble
Machine	Horizontal Machining Center

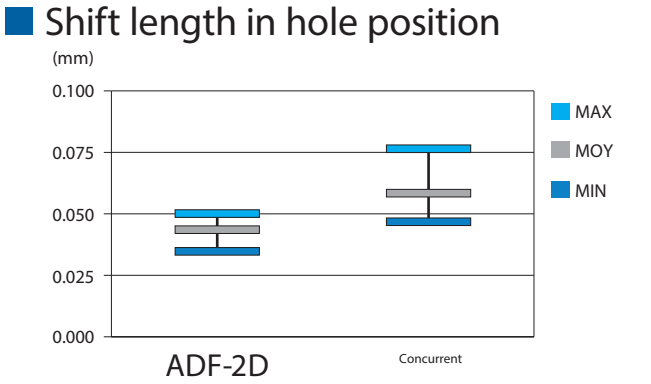



ADF-2D NEW

Drilling | Solid carbide | Flat drills

Type 1

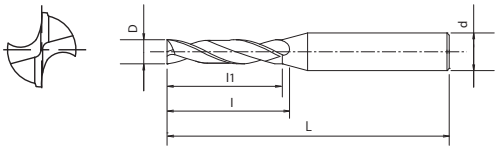

Type 2

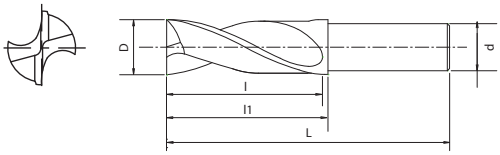

- First choice in quality and performance
- Carbide drill with EgiAs coating
- Up to 2xD
- Flat drilling application
- 176 sizes

P ● C: ≤0,2% | P ● C: 0,25-0,4% | P ● C: ≥0,45% | P ● SCM | K ● GG | K ● GGG | N ○ Al | N ○ AC,ADC | H ● 25-35 HRC | H ○ 35-45 HRC | H ○ 45-52 HRC

A | CARBIDE | EG | 20° | h8

page 11

EDP	D	L	l	l1	d	Type
3330200	2	50	10,3	10	4	1
3330210	2,1	50	10,5	10	4	1
3330220	2,2	50	11	10,6	4	1
3330230	2,3	50	11	10,8	4	1
3330232	2,32	50	11	10,9	4	1
3330240	2,4	50	12	11	4	1
3330242	2,42	50	12	11,1	4	1
3330250	2,5	50	12	11,2	4	1
3330254	2,54	50	12	11,3	4	1
3330258	2,58	50	12	11,4	4	1
3330260	2,6	50	13	11,4	4	1
3330270	2,7	50	13	11,6	4	1
3330276	2,76	50	13	11,7	4	1
3330278	2,78	50	13	11,7	4	1
3330280	2,8	50	14	11,8	4	1
3330290	2,9	50	14	11,9	4	1
3330300	3	55	15	11,4	6	1
3330303	3,03	55	15	11,5	6	1
3330310	3,1	55	15	11,6	6	1
3330315	3,15	55	15	11,7	6	1
3330320	3,2	55	15	11,8	6	1
3330330	3,3	55	15	12	6	1
3330340	3,4	55	16	12,1	6	1
3330350	3,5	55	16	12,3	6	1
3330353	3,53	55	16	12,4	6	1
3330360	3,6	55	16	12,5	6	1
3330366	3,66	55	16	12,6	6	1
3330368	3,68	55	16	12,7	6	1
3330370	3,7	55	16	12,7	6	1
3330380	3,8	60	19	17,9	6	1
3330390	3,9	60	19	18,1	6	1
3330400	4	60	19	18,3	6	1
3330403	4,03	60	19	18,3	6	1
3330410	4,1	60	19	18,5	6	1
3330420	4,2	60	21	18,6	6	1
3330430	4,3	60	21	18,8	6	1
3330440	4,4	60	21	19	6	1
3330450	4,5	60	21	19,2	6	1
3330453	4,53	60	21	19,3	6	1
3330460	4,6	60	21	19,4	6	1
3330462	4,62	60	21	19,4	6	1
3330464	4,64	60	21	19,5	6	1
3330470	4,7	60	21	19,6	6	1
3330480	4,8	65	24,8	24	6	1
3330490	4,9	65	24,9	24	6	1

EDP	D	L	l	l1	d	Type
3330500	5	65	25,1	24	6	1
3330503	5,03	65	25,2	24	6	1
3330510	5,1	65	25,3	24	6	1
3330520	5,2	65	25,5	24	6	1
3330530	5,3	65	25,7	24	6	1
3330540	5,4	65	27	25,9	6	1
3330550	5,5	65	27	26,1	6	1
3330552	5,52	65	27	26,1	6	1
3330554	5,54	65	27	26,1	6	1
3330560	5,6	65	27	26,3	6	1
3330570	5,7	65	27	26,4	6	1
3330580	5,8	65	27	26,6	6	1
3330590	5,9	65	27	26,8	6	1
3330600	6	65	27	27	6	2
3330603	6,03	70	30	32	6	2
3330610	6,1	70	30	32	6	2
3330620	6,2	70	30	32	6	2
3330630	6,3	70	30	32	6	2
3330640	6,4	70	30	32	6	2
3330650	6,5	70	30	32	6	2
3330653	6,53	70	30	32	6	2
3330660	6,6	70	30	32	6	2
3330670	6,7	70	30	32	6	2
3330680	6,8	70	30	32	6	2
3330690	6,9	70	30	32	6	2
3330700	7	70	30	32	6	2
3330703	7,03	75	34	36	6	2
3330710	7,1	75	34	36	6	2
3330720	7,2	75	34	36	6	2
3330730	7,3	75	34	36	6	2
3330740	7,4	75	34	36	6	2
3330750	7,5	75	34	36	6	2
3330760	7,6	75	34	36	6	2
3330770	7,7	75	34	36	6	2
3330780	7,8	75	34	36	6	2
3330790	7,9	75	34	36	6	2
3330800	8	75	34	36	8	2
3330803	8,03	80	38	40	8	2
3330810	8,1	80	38	40	8	2
3330820	8,2	80	38	40	8	2
3330830	8,3	80	38	40	8	2
3330840	8,4	80	38	40	8	2
3330850	8,5	80	38	40	8	2
3330853	8,53	80	38	40	8	2
3330860	8,6	80	38	40	8	2

ADF-2D NEW

Drilling | Solid carbide | Flat drills

Type 1

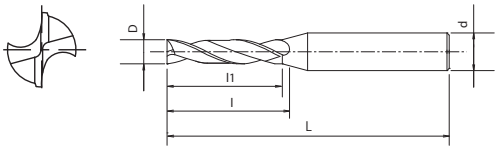

Type 2

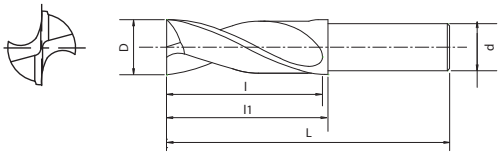

- First choice in quality and performance
- Carbide drill with EgiAs coating
- Up to 2xD
- Flat drilling application
- 176 sizes

P ●	P ●	P ●	P ●	K ●	K ●	N ○	N ○	H ●	H ○	H ○
C: ≤0,2%	C: 0,25-0,4%	C: ≥0,45%	SCM	GG	GGG	Al	AC,ADC	25-35 HRC	35-45 HRC	45-52 HRC

A | CARBIDE | EG | 20° | h8

page 11

EDP	D	L	l	l1	d	Type
3330870	8,7	80	38	40	8	2
3330880	8,8	80	38	40	8	2
3330890	8,9	80	38	40	8	2
3330900	9	80	38	40	8	2
3330903	9,03	85	42	44	8	2
3330910	9,1	85	42	44	8	2
3330920	9,2	85	42	44	8	2
3330930	9,3	85	42	44	8	2
3330940	9,4	85	42	44	8	2
3330950	9,5	85	42	44	8	2
3330960	9,6	85	42	44	8	2
3330970	9,7	85	42	44	8	2
3330980	9,8	85	42	44	8	2
3330990	9,9	85	42	44	8	2
3331000	10	85	42	44	10	2
3331003	10,03	90	46	48	10	2
3331010	10,1	90	46	48	10	2
3331020	10,2	90	46	48	10	2
3331030	10,3	90	46	48	10	2
3331040	10,4	90	46	48	10	2
3331050	10,5	90	46	48	10	2
3331060	10,6	90	46	48	10	2
3331070	10,7	90	46	48	10	2
3331080	10,8	90	46	48	10	2
3331090	10,9	90	46	48	10	2
3331100	11	90	46	48	10	2
3331103	11,03	95	50	52	10	2
3331110	11,1	95	50	52	10	2
3331120	11,2	95	50	52	10	2
3331130	11,3	95	50	52	10	2
3331140	11,4	95	50	52	10	2
3331150	11,5	95	50	52	10	2
3331160	11,6	95	50	52	10	2
3331170	11,7	95	50	52	10	2
3331180	11,8	95	50	52	10	2
3331190	11,9	95	50	52	10	2
3331200	12	95	50	52	12	2
3331203	12,03	100	56	58	12	2
3331210	12,1	100	56	58	12	2
3331220	12,2	100	56	58	12	2
3331230	12,3	100	56	58	12	2
3331240	12,4	100	56	58	12	2
3331250	12,5	100	56	58	12	2
3331260	12,6	100	56	58	12	2
3331270	12,7	100	56	58	12	2

EDP	D	L	l	l1	d	Type
3331280	12,8	100	56	58	12	2
3331290	12,9	100	56	58	12	2
3331300	13	100	56	58	12	2
3331310	13,1	105	60	62	12	2
3331320	13,2	105	60	62	12	2
3331330	13,3	105	60	62	12	2
3331340	13,4	105	60	62	12	2
3331350	13,5	105	60	62	12	2
3331360	13,6	105	60	62	12	2
3331370	13,7	105	60	62	12	2
3331380	13,8	105	60	62	12	2
3331390	13,9	105	60	62	12	2
3331400	14	105	60	62	12	2
3331410	14,1	110	64	66	12	2
3331420	14,2	110	64	66	12	2
3331430	14,3	110	64	66	12	2
3331440	14,4	110	64	66	12	2
3331450	14,5	110	64	66	12	2
3331460	14,6	110	64	66	12	2
3331470	14,7	110	64	66	12	2
3331480	14,8	110	64	66	12	2
3331490	14,9	110	64	66	12	2
3331500	15	110	64	66	12	2
3331510	15,1	115	68	70	12	2
3331520	15,2	115	68	70	12	2
3331530	15,3	115	68	70	12	2
3331540	15,4	115	68	70	12	2
3331550	15,5	115	68	70	12	2
3331560	15,6	115	68	70	12	2
3331570	15,7	115	68	70	12	2
3331580	15,8	115	68	70	12	2
3331590	15,9	115	68	70	12	2
3331600	16	115	68	70	16	2
3331650	16,5	125	74	76	16	2
3331700	17	125	74	76	16	2
3331750	17,5	130	78	80	16	2
3331800	18	130	78	80	16	2
3331850	18,5	135	84	86	16	2
3331900	19	135	84	86	16	2
3331950	19,5	140	88	90	16	2
3332000	20	140	88	90	20	2

ADFLS-2D NEW

Drilling | Solid carbide | Flat drills

Type 1

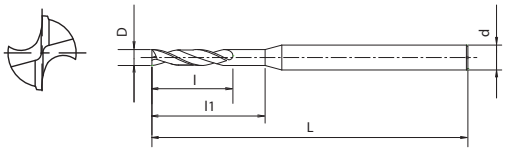

Type 2

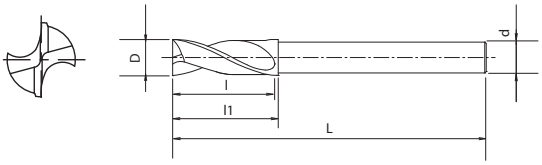

Type 3

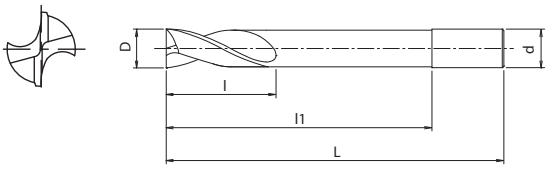

- First choice in quality and performance
- Carbide drill with EgiAs coating
- Up to 2xD
- For deep reach flat drilling application
- 64 sizes

P C: ≤0,2% | P C: 0,25-0,4% | P C: ≥0,45% | P SCM | K GG | K GGG | N Al | H 25-35 HRC | H 35-45 HRC

A | CARBIDE | EG | 20° | h8

page 11

EDP	D	L	l	l1	d	Type
3332300	3	100	15	30	6	1
3332310	3,1	100	15	31	6	1
3332320	3,2	100	15	32	6	1
3332330	3,3	100	15	33	6	1
3332340	3,4	100	16	34	6	1
3332350	3,5	100	16	35	6	1
3332360	3,6	100	16	36	6	1
3332370	3,7	100	16	37	6	1
3332380	3,8	100	19	38	6	1
3332390	3,9	100	19	39	6	1
3332400	4	100	19	40	6	1
3332410	4,1	100	19	41	6	1
3332420	4,2	100	21	42	6	1
3332430	4,3	100	21	43	6	1
3332440	4,4	100	21	44	6	1
3332450	4,5	100	21	45	6	1
3332460	4,6	100	21	46	6	1
3332470	4,7	100	21	47	6	1
3332480	4,8	100	24	48	6	1
3332490	4,9	100	24	49	6	1
3332500	5	110	24	50	6	1
3332510	5,1	110	24	51	6	1
3332520	5,2	110	24	52	6	1
3332530	5,3	110	24	53	6	1
3332540	5,4	110	27	54	6	1
3332550	5,5	110	27	55	6	1
3332560	5,6	110	27	56	6	1
3332570	5,7	110	27	57	6	1
3332580	5,8	110	27	58	6	1
3332590	5,9	110	27	59	6	1
3332600	6	110	27	29	6	2
3334060	6	110	27	60	6	3
3332650	6,5	120	30	32	6	2
3332680	6,8	120	30	32	6	2
3332700	7	120	30	32	6	2
3332750	7,5	130	34	36	6	2
3332780	7,8	130	34	36	6	2
3332800	8	130	34	36	8	2
3334080	8	130	34	80	8	3
3332850	8,5	140	38	40	8	2
3332880	8,8	140	38	40	8	2
3332900	9	140	38	40	8	2
3332950	9,5	150	42	44	8	2
3332980	9,8	150	42	44	8	2
3333000	10	150	42	44	10	2

EDP	D	L	l	l1	d	Type
3334100	10	150	42	100	10	3
3333050	10,5	160	46	48	10	2
3333080	10,8	160	46	48	10	2
3333100	11	160	46	48	10	2
3333180	11,8	170	50	52	10	2
3333200	12	170	50	52	12	2
3334120	12	170	50	120	12	3
3333250	12,5	180	56	58	12	2
3333300	13	180	56	58	12	2
3333350	13,5	190	60	62	12	2
3333400	14	190	60	62	12	2
3333500	15	200	64	66	12	2
3333600	16	210	68	70	16	2
3334160	16	210	68	160	16	3
3333700	17	220	74	76	16	2
3333750	17,5	230	78	80	16	2
3333800	18	230	78	80	16	2
3334000	20	250	88	90	20	2
3334200	20	250	88	200	20	3

CUTTING CONDITIONS

Drilling | Solid | Cutting conditions

ADF-2D

	Low Carbon Steel - Alloy Steel (C<0.3%) SS400 • SCM ~710N/mm²		Carbon Steel S35C • S50C ~210HB ~710N/mm²		Alloy Steel SCM • SCr • SNCM 28~35HRC 900~1,100N/mm²		Plastic Mold Steel NAK80 ~40HRC		Special Alloy Steel-Hardened Steel-Pre-hardened steel SKD61 ~50HRC	
Vc	60~100m/min		60~100m/min		30~90m/min		20~40m/min		20~30m/min	
Ø	Speed (min⁻¹)	Feed Rate (mm/rev.)	Speed (min⁻¹)	Feed Rate (mm/rev.)	Speed (min⁻¹)	Feed Rate (mm/rev.)	Speed (min⁻¹)	Feed Rate (mm/rev.)	Speed (min⁻¹)	Feed Rate (mm/rev.)
2	12.700	0,01 ~ 0,06	12.700	0,01 ~ 0,06	9.550	0,01 ~ 0,06	4.750	0,01 ~ 0,04	4.000	0,01 ~ 0,03
3	8.500	0,015 ~ 0,09	8.500	0,015 ~ 0,09	6.350	0,015 ~ 0,09	3.200	0,015 ~ 0,06	2.650	0,015 ~ 0,045
4	6.350	0,02 ~ 0,12	6.350	0,02 ~ 0,12	4.750	0,02 ~ 0,12	2.400	0,02 ~ 0,08	2.000	0,02 ~ 0,06
6	4.250	0,03 ~ 0,18	4.250	0,03 ~ 0,18	3.200	0,03 ~ 0,18	1.600	0,03 ~ 0,12	1.350	0,03 ~ 0,09
8	3.200	0,04 ~ 0,24	3.200	0,04 ~ 0,24	2.400	0,04 ~ 0,24	1.200	0,04 ~ 0,16	1.000	0,04 ~ 0,12
10	2.550	0.05 ~ 0.3	2.550	0.05 ~ 0.3	1.900	0.05 ~ 0.3	950	0.05 ~ 0.2	800	0,05 ~ 0,15
12	2.100	0.06 ~ 0.3	2.100	0.06 ~ 0.3	1.600	0.06 ~ 0.3	800	0.06 ~ 0.24	650	0,06 ~ 0,18
14	1.800	0.07 ~ 0.35	1.800	0.07 ~ 0.35	1.350	0.07 ~ 0.35	700	0.07 ~ 0.28	550	0,07 ~ 0,21
16	1.600	0.08 ~ 0.36	1.600	0.08 ~ 0.36	1.200	0.08 ~ 0.36	600	0.08 ~ 0.32	500	0,08 ~ 0,24
18	1.400	0.09 ~ 0.38	1.400	0.09 ~ 0.38	1.050	0.09 ~ 0.38	550	0.09 ~ 0.36	450	0,09 ~ 0,27
20	1.250	0.1 ~ 0.4	1.250	0.1 ~ 0.4	950	0.1 ~ 0.4	500	0.1 ~ 0.4	400	0,1 ~ 0,3

	Cast Iron FC250 ~350N/mm²		Ductile Cast Iron FCD600 400 ~600N/mm²		Aluminium A5052 • A7075 ~350N/mm²		Aluminium Alloy AC4C • ADC 400~600N/mm²	
Vc	60~120m/min		50~80m/min		80~200m/min		80~200m/min	
Ø	Speed (min⁻¹)	Feed Rate (mm/rev.)	Speed (min⁻¹)	Feed Rate (mm/rev.)	Speed (min⁻¹)	Feed Rate (mm/rev.)	Speed (min⁻¹)	Feed Rate (mm/rev.)
2	14.300	0,01 ~ 0,06	10.350	0,01 ~ 0,06	22.300	0,01 ~ 0,06	22.300	0,01 ~ 0,06
3	9.550	0,015 ~ 0,09	6.900	0,015 ~ 0,09	14.850	0,015 ~ 0,09	14.850	0,015 ~ 0,09
4	7.150	0,02 ~ 0,12	5.150	0,02 ~ 0,12	11.150	0,02 ~ 0,12	11.150	0,02 ~ 0,12
6	4.750	0,03 ~ 0,18	3.450	0,03 ~ 0,18	7.450	0,03 ~ 0,18	7.450	0,03 ~ 0,18
8	3.600	0,04 ~ 0,24	2.600	0,04 ~ 0,24	5.550	0,04 ~ 0,24	5.550	0,04 ~ 0,24
10	2.850	0,05 ~ 0,3	2.050	0,05 ~ 0,3	4.450	0,05 ~ 0,3	4.450	0,05 ~ 0,3
12	2.400	0,06 ~ 0,3	1.700	0,06 ~ 0,3	3.700	0,06 ~ 0,36	3.700	0,06 ~ 0,36
14	2.050	0,07 ~ 0,35	1.500	0,07 ~ 0,35	3.200	0,07 ~ 0,42	3.200	0,07 ~ 0,42
16	1.800	0,08 ~ 0,36	1.300	0,08 ~ 0,36	2.800	0,08 ~ 0,48	2.800	0,08 ~ 0,48
18	1.600	0,09 ~ 0,38	1.150	0,09 ~ 0,38	2.500	0,09 ~ 0,54	2.500	0,09 ~ 0,54
20	1.450	0,1 ~ 0,4	1.050	0,1 ~ 0,4	2.250	0,1 ~ 0,6	2,250	0,1 ~ 0,6

ADFLS-2D

	Low Carbon Steel - Alloy Steel (C<0.3%) SS400 • SCM ~710N/mm²		Carbon Steel S35C • S50C ~210HB ~710N/mm²		Alloy Steel SCM • SCr • SNCM 28~35HRC 900~1,100N/mm²		Plastic Mold Steel NAK80 ~40HRC		Special Alloy Steel-Hardened Steel-Pre-hardened steel SKD61 ~50HRC	
Vc	60~100m/min		60~100m/min		30~90m/min		20~40m/min		20~30m/min	
Ø	Speed (min⁻¹)	Feed Rate (mm/rev.)	Speed (min⁻¹)	Feed Rate (mm/rev.)	Speed (min⁻¹)	Feed Rate (mm/rev.)	Speed (min⁻¹)	Feed Rate (mm/rev.)	Speed (min⁻¹)	Feed Rate (mm/rev.)
3	8.500	0,045 ~ 0,075	8.500	0,045 ~ 0,075	6.350	0,045 ~ 0,075	3.200	0,045 ~ 0,06	2.650	0,03 ~ 0,06
4	6.350	0,06 ~ 0,1	6.350	0,06 ~ 0,1	4.750	0,06 ~ 0,1	2.400	0,06 ~ 0,08	2.000	0,04 ~ 0,08
6	4.250	0,09 ~ 0,15	4.250	0,09 ~ 0,15	3.200	0,09 ~ 0,15	1.600	0,09 ~ 0,12	1.350	0,06 ~ 0,12
8	3.200	0,12 ~ 0,2	3.200	0,12 ~ 0,2	2.400	0,12 ~ 0,2	1.200	0,12 ~ 0,16	1.000	0,08 ~ 0,16
10	2.550	0,15 ~ 0,25	2.550	0,15 ~ 0,25	1.900	0,15 ~ 0,25	950	0,15 ~ 0,2	800	0,1 ~ 0,2
12	2.100	0,18 ~ 0,3	2.100	0,18 ~ 0,3	1.600	0,18 ~ 0,3	800	0,18 ~ 0,24	650	0,12 ~ 0,24
14	1.800	0,21 ~ 0,35	1.800	0,21 ~ 0,35	900	0,21 ~ 0,35	700	0,21 ~ 0,28	550	0,14 ~ 0,28
16	1.600	0,24 ~ 0,4	1.600	0,24 ~ 0,4	800	0,24 ~ 0,4	600	0,24 ~ 0,32	500	0,16 ~ 0,32
18	1.400	0,27 ~ 0,45	1.400	0,27 ~ 0,45	700	0,27 ~ 0,45	550	0,27 ~ 0,36	450	0,18 ~ 0,36
20	1.250	0,3 ~ 0,5	1.250	0,3 ~ 0,5	650	0,3 ~ 0,5	500	0,3 ~ 0,4	400	0,2 ~ 0,4

	Cast Iron FC250 ~350N/mm²		Ductile Cast Iron FCD600 400 ~600N/mm²		Aluminium A5052 • A7075 ~350N/mm²		Aluminium Alloy AC4C • ADC 400~600N/mm²	
Vc	60~120m/min		50~80m/min		80~200m/min		80~200m/min	
Ø	Speed (min⁻¹)	Feed Rate (mm/rev.)	Speed (min⁻¹)	Feed Rate (mm/rev.)	Speed (min⁻¹)	Feed Rate (mm/rev.)	Speed (min⁻¹)	Feed Rate (mm/rev.)
3	9.550	0,06 ~ 0,09	6.900	0,06 ~ 0,09	14.850	0,015 ~ 0,09	14.850	0,015 ~ 0,09
4	7.150	0,08 ~ 0,12	5.150	0,08 ~ 0,12	11.150	0,02 ~ 0,12	11.150	0,02 ~ 0,12
6	4.750	0,12 ~ 0,18	3.450	0,12 ~ 0,18	7.450	0,03 ~ 0,18	7.450	0,03 ~ 0,18
8	3.600	0,16 ~ 0,24	2.600	0,16 ~ 0,24	5.550	0,04 ~ 0,24	5.550	0,04 ~ 0,24
10	2.850	0,2 ~ 0,3	2.050	0,2 ~ 0,3	4.450	0,05 ~ 0,3	4.450	0,05 ~ 0,3
12	2.400	0,24 ~ 0,36	1.700	0,24 ~ 0,36	3.700	0,06 ~ 0,36	3.700	0,06 ~ 0,36
14	2.050	0,28 ~ 0,42	1.500	0,28 ~ 0,42	3.200	0,07 ~ 0,42	3.200	0,07 ~ 0,42
16	1.800	0,32 ~ 0,48	1.300	0,32 ~ 0,48	2.800	0,08 ~ 0,48	2.800	0,08 ~ 0,48
18	1.600	0,36 ~ 0,54	1.150	0,36 ~ 0,54	2.500	0,09 ~ 0,54	2.500	0,09 ~ 0,54
20	1.450	0,4 ~ 0,6	1.050	0,4 ~ 0,6	2.250	0,1 ~ 0,6	2.250	0,1 ~ 0,6

1. To process flat surfaces, prior Centre-drilling with a larger diameter is required.
2. Water-soluble coolant may be applied as noted in the above table only under the premise that the work surface has been flattened by milling.
3. When using non-water soluble oil or water-emulsifiable (over 20 times dilution), reduce cutting speed by 30%.
4. Use a rigid and precise machine and holder.
5. Please minimize tool hang over as much as possible during machining.
6. Adjust the rotational speed and the feed rate in accordance with conditions such as the machining shape, machine rigidity, or work holding.
7. Please set up the drill so that the runout of the cutting edge is under 0.01 mm.
8. When machining an inclined plane,adjust the rotational speed and the feed rate in accordance with the angle of the incline (β).
   - When the machining incline angle(β) is less than 30°, please reduce the feed to 40~60%.
   - When the machining incline angle(β) is over 30°, please reduce the speed to 60~80% , the feed to 20~40%.
9. Please use step drilling in pilot holes to improve cutting chip separation.
10. If it is necessary to ensure the locating precision of the hole to be machined, adjust the rotational speed and the feed rate as indicated above (in accordance with the machining precision requirement).

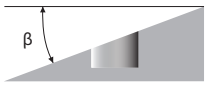

shaping your dreams

OSG EUROPE LOGISTICS
Avenue Lavoisier 1
B-1300 Z.I. Wavre - Nord - Belgium
Tel: +32 10 23 05 07
Fax: +32 10 23 05 51
info@osgeurope.com

OSG BELUX
Avenue Lavoisier 1
B-1300 Z.I. Wavre - Nord - Belgium
Tel: +32 10 23 05 11
Fax: +32 10 23 05 31
info@osg-belgium.com

OSG FRANCE
Parc Icade, Paris Nord 2
Immeuble "Le Rimbaud"
22 Avenue des Nations
CS66191 - 93420 Villepinte - France
Tel: +33 1 49 90 10 10
Fax: +33 1 49 90 10 15
sales@osg-france.com

OSG NETHERLANDS
Bedrijfsweg 5 - 3481 MG Harmelen
Tel: +31 348 44 2764
Fax: +31 348 44 2144
info@osg-nl.com

OSG UK
Shelton house, 5 Bentalls
Pipps Hill Ind Est, Basildon Essex SS14 3BY
Tel: +44 845 305 1066
Fax: +44 845 305 1067
sales@osg-uk.com

SLOVAKIA
Branch office of OSG Europe Logistics s.a.
Tel (SK) +421 2 4329 1295
Tel (BE) +32 10 23 05 07
Fax (BE) +32 10 23 05 51
sales-osgsvk@osgeurope.com

OSG POLAND Sp. z.o.o.
ul. Spółdzielcza 57
05-074 Halinów - Poland
Tel: +22 760 82 71
Fax: +22 760 82 71
osg@osg-poland.com

OSG GERMANY
Karl-Ehmann-Str. 25
D - 73037 Göppingen - Germany
Tel: +49 7161 6064 - 0
Fax: +49 7161 6064 - 444
info@osg-germany.de

OSG SCANDINAVIA
(For Scandinavian countries)
Langebjergvaenget 16
4000 Roskilde - Denmark
Tel: +45 46 75 65 55
Fax: +45 46 75 67 00
osg@osg-scandinavia.com

SWEDEN
Branch office of OSG SCANDINAVIA
Abrahams Gränd 8
295 35 Bromölla - Sweden
Tel: +46 40 41 22 55
Fax: +46 40 41 32 55
osg@osg-scandinavia.com

OSG COMAHER
Bekolarra 4
E - 01010 Vitoria-Gasteiz - Spain
Tel: +34 945 242 400
Fax: +34 945 228 883
osg-comaher@osg-comaher.com

RUSSIA
Butlerova street, 17B, office 5069
117342 Moscow - Russia
Tel: +7 (495) 150 41 54
info@osg-russia.com

OSG TURKEY
Rami Kişla Cad.No:56 Eyüp
Istanbul 34056 - Turkey
Tel+90 212 565 24 00
Fax: +90 212 565 44 00
info@osg-turkey.com

ROMSAN INTERNATIONAL CO. SRL
Reprezentant Exclusiv OSG
23-25, Nerva Traian Street
031044 Bucuresti - România
Tel: +40 021 322 07 47
Fax: +40 021 321 56 00
romsan.int@romsan.ro

AUSTRIA
Branch office of OSG GERMANY
Messestraße 11
A-6850 Dornbirn
Tel: +49 7161 6064-0
Fax: + 49 7161 6064-444
info@osg-germany.de

OSG ITALIA
Via Cirenaica n. 52 int. 61/63
I - 10142 Torino - Italy
Tel: +39 0117705211
Fax: +39 0117071402
info@osg-italia.it

WEXO PRÄZISIONSWERKZEUGE GmbH
Siemensstraße 13
D-61352 Bad Homburg
Tel: (06172) 10 62 06
Fax: (06172) 10 62 13
verkauf@wexo.com

OSG EUROPE LOGISTICS S.A.

08/2017 - All rights reserved. © OSG Europe 2017.

The contents of this catalogue are provided to you for viewing only. They are not intended for reproduction either in part or in whole in this or other medium. They cannot be copied, used to create derivation work or used for any reason, by means without the express, written permission of the copyright owner. If prices are stated, they are netto unit-prices and any eventual tax(es) have to be added. The company is not responsible for any printing error in technical, price and/or any other data.

Tool specifications subject to change without notice.

www.osgeurope.com